

Annual Report



Illinois Correctional Industries



2012

Table of Contents

Illinois Complied Statutes 730 ILCS 5	1
Appropriation Passed by General Assembly.....	2
Message from the Director.....	3
ICI Mission Statement	4
ICI Shop Locations (Map)	5
Earned Good Conduct Credit and Recidivism.....	6
Inmate Assignments	7
Recycling Service Report	8
Production.....	9-11
Sales (Finished Goods and Services).....	12
Customer Sales by Function	13
Sales by Customer Type.....	14
Balance Sheet.....	16
Statement of Operations.....	17
Statement of Cash Flow	18
Statement of Operation with Eliminations.....	19
ICI Management Staff.....	20

Illinois Compiled Statutes 730 ILCS 5
Unified Code of Corrections
Section 3-12-11

(730 ILCS 5/3-12-11) (from Ch. 38, par. 1003-12-11)

Sec. 3-12-11. Report to the General Assembly. By November 1st of each year, the Department shall furnish to the General Assembly a report with respect to the following factors for the preceding fiscal year:

- (a) A balance sheet ;
- (b) A financial statement, including profit or loss figures;
- (c) The number and location of industries;
- (d) The quantity of each good produced;
- (e) The cost of materials and labor;
- (f) Sales and actual receipts, by purchaser and in total;
- (g) The average length of time between the receipt of orders and delivery;
- (h) The average length of time between delivery and receipt of payment;
- (i) The number of residents employed in each facility and industry, the number of vacancies occurring throughout the year, whether or not they have been subsequently filled, and the reasons for such vacancies; and
- (j) Beginning on November 1, 1981, recidivism and employment statistics on former resident employees.

**Appropriation Passed
by
General Assembly
FY12**

The following named amounts, or so much thereof as may be necessary, respectively, are appropriated to the Department of Corrections from the Working Capital Revolving Fund.

ILLINOIS CORRECTIONAL INDUSTRIES

For Personal Services.....	\$10,890,900
For Student, Member and Inmate Compensation	1,934,000
For State Contributions to State Employees' Retirement System.....	3,731,400
For State Contributions to Social Security.....	816,500
For Group Insurance	2,599,300
For Contractual Services.....	2,603,500
For Travel.....	99,900
For Commodities	25,716,900
For Printing	9,400
For Equipment	1,117,500
For Telecommunications Services	64,400
For Operation of Auto Equipment	1,264,100
For Repairs, Maintenance and Other Capital Improvements.....	147,000
For Refunds.....	<u>7,400</u>
Total	<u><u>\$51,002,200</u></u>


Message from the Director

One of the major objectives of Illinois Department of Corrections and Illinois Correctional Industries is the successful reentry of offenders and the reduction of recidivism. The virtue of hard work is also present through work programs offered by ICI. Offenders are given the opportunity to improve their skills, develop a work ethic and gain valuable work experience that can help them become successful citizens upon release.

ICI does not directly receive funding through General Revenue Fund (GRF); they are allowed a Spending Authority to support their operations. As a matter of fact, millions of ICI dollars through cost savings initiatives and increased sales have been returned to the General Revenue Fund in past years. In essence, not only are ICI programs self sufficient, they also provide the offender population with a venue to actually “give back” to the tax payers of Illinois.

It is the goal of Illinois Correctional Industries to focus on offender rehabilitation. One way ICI strives towards this goal is to hire as many offender workers as possible that qualify for the Earned Good Conduct Credit. The EGCC program awards offender workers with credit towards their sentence for everyday they maintain a good work ethic. ICI offender workers have approximately reduced their sentences by 23 years, which is cost saving for the Department of Corrections of approximately \$483,000.00 this fiscal year. This program promotes responsibility, leadership, and human relations with fellow workers. With the implementation of program it is ICI’s hope to make sure that offender workers are returned to society with an improved work ethic, self-esteem and a motivation to succeed in society.

ICI is committed to being accountable to the citizens of Illinois and to incarcerated individuals and customers. Through the support of Governor Pat Quinn and the Illinois General Assembly, ICI continues to earn its reputation for innovative prison work programs. Their support is sincerely appreciated and allows ICI to move forward with programs that increase the success of offender reentry, reduces recidivism and benefits the citizens of Illinois.



A handwritten signature in black ink that reads "S. A. Godinez". The signature is fluid and cursive, written in a professional style.

S. A. Godinez

Director

Illinois Department of Corrections

Illinois Correctional Industries

Mission Statement



Our Vision

To operate respected Correctional Industry programs, accountable to the citizens of Illinois and beneficial to incarcerated individuals and customers.

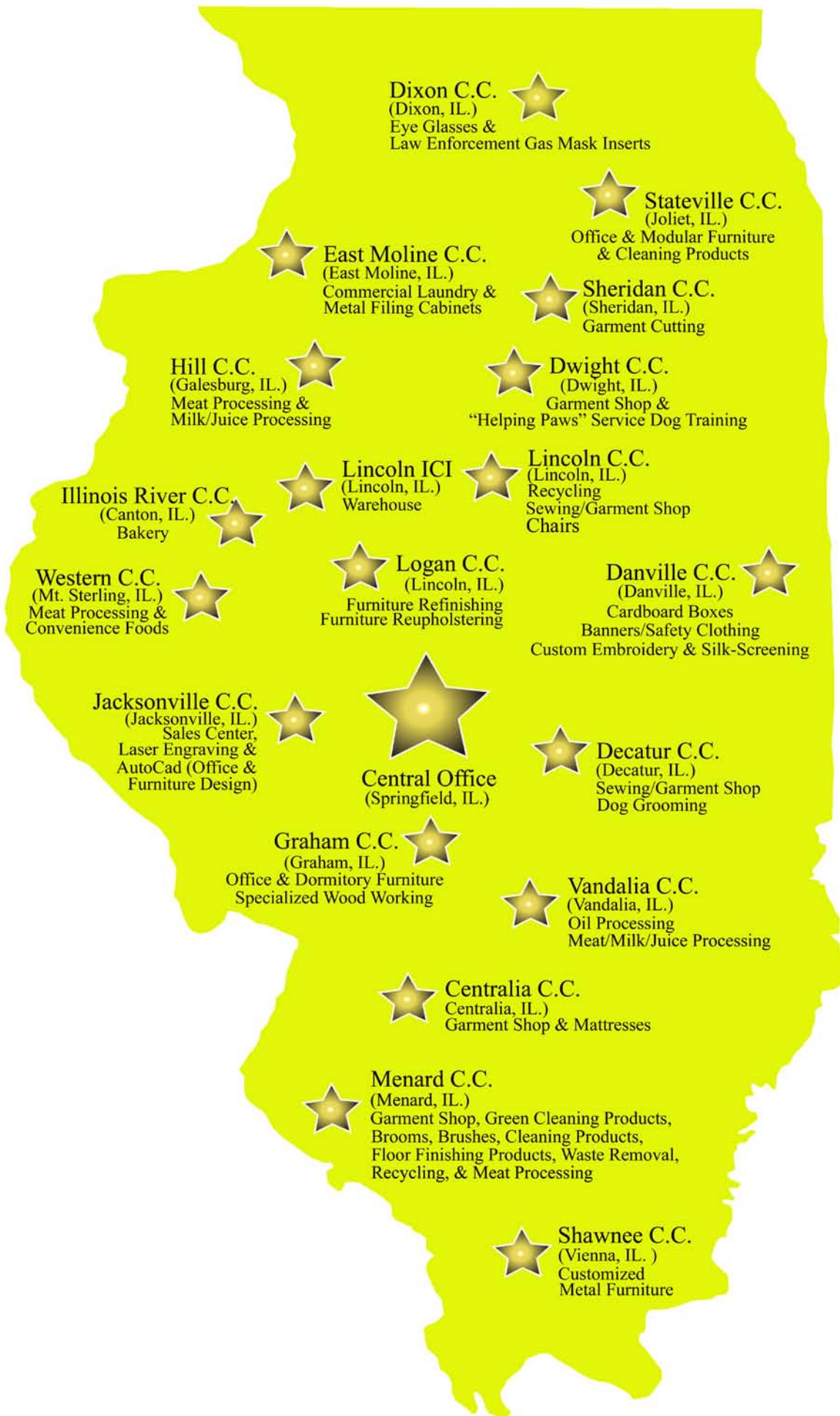
Our Strategies

We achieve our vision by:

- Directing our future growth in areas where we display maximum strength and ability.
- Continuously improving inmate worker skills through education and knowledge.
- Avoiding participation in areas where we cannot make worthy and unique contributions.
- Ensuring total quality is the ICI way of doing business.
- Making a fair profit on current operations to meet our obligations, sustain our growth and reach our goals.

Our Values

- Customers: We listen to our customers and improve our products to meet their needs.
- People: We recognize the personal work of employees.
- Inmates: We recognize the educational and social benefits of providing inmates with job opportunities comparable to those available in the private sector and helping inmates become productive citizens upon release.
- Taxpayers: We are prudent and effective in the use of the resources entrusted to us.
- Citizenship: We maintain good citizenship as a company by holding ourselves to the highest standards of ethical conduct and environmental responsibility.
- Corrections: We improve the security of facilities by keeping inmates constructively occupied in meaningful work assignments.



Earned Good Conduct Credit

(For the Year Ended June 30, 2012)

The EGCC program awards ICI offender workers with credit towards their sentence for everyday they maintain a good work ethic. ICI EGCC offenders have reduced their sentences by 23 years which equates a savings for Department of Corrections and the State tax payers approximately \$483,000.00.

Earned Time Correctional Industries

Institution	# of Requested Inmate Positions	Total Days Earned EGCC by Inmate
Centralia	6	270
Danville	1	43
Decatur	23	924
Dixon	0	0
Dwight	8	341
East Moline	5	204
Graham	4	180
Hill	20	827
Illinois River	26	1,090
Jacksonville	0	0
Lincoln	5	199
Logan	7	232
Menard	44	1,786
Shawnee	0	0
Sheridan	0	0
Stateville	0	0
Vandalia	28	1,046
Western	33	1,449
Total	210	8,591

Recidivism

Reduced recidivism benefits Illinois by: Reducing crime rate in our communities. Spending fewer tax dollars to incarcerate repeat offenders. Making funding available for other needed programs. ICI recidivism rates are lower than the inmate general population.

Note: Due to the database issues that have not been resolved since the violator-at-the-door policies were implemented in 2005 recidivism numbers are not available.

Illinois Correctional Industries

Inmate Assignments

(For the Year Ended June 30, 2012)

Industry	Fiscal Year 2012	
	Average Available	Average Working
Centralia Administration	12	11
Centralia Mattress	7	7
Centralia Recycling	6	6
Centralia Sewing	11	10
Danville Administration	5	5
Danville Boxes	9	9
Danville Silkscreen/Embroidery	26	26
Decatur Administration	2	2
Decatur Sewing	26	24
Decatur Dog Grooming (Grooming Resumed 07/24/12)	-	-
Dixon Administration	5	5
Dixon Optical	99	99
Dwight Administration	3	3
Dwight Sewing	50	50
Dwight Helping Paws	13	13
East Moline Administration	4	4
East Moline Laundry	42	42
East Moline Metal Furniture	8	8
Graham Administration	3	2
Graham Furniture	34	17
Graham Vehicle Repair/State Garage	8	6
Hill Administration	6	6
Hill Meat Processing	37	37
Hill Milk Processing	28	28
Illinois River Administration	19	19
Illinois River Bakery	159	159
Jacksonville Sales Center	5	5
Jacksonville Engraving/AutoCAD	2	2
Lincoln Administration	4	4
Lincoln Sewing	14	14
Lincoln Administration	3	2
Lincoln Furniture	8	6
Lincoln Warehouse Central Distribution	6	6
Logan Administration	3	1
Logan Furniture/Refinishing	18	9
Menard Administration	7	7
Menard Broom & Wax	15	13
Menard Knit	61	59
Menard Farm Administration	10	10
Menard Farm Meat Processing	5	5
Menard Farm Waste Removal/Recycling	11	11
Shawnee Administration	3	3
Shawnee Metal Furniture	18	18
Shawnee Recycling	6	6
Sheridan Garment Cutting	26	26
Stateville Administration	3	3
Stateville Furniture	10	10
Stateville Soap	8	8
Vandalia Administration	4	4
Vandalia Meat Processing	23	23
Vandalia Milk/Oil Processing	18	18
Vandalia Recycling	10	5
Western Illinois Administration	5	5
Western Illinois Food Processing	105	80

Recycling Service Report

<u>Shop</u>	<u>Product</u>	<u>Weight</u>	<u>Sales</u>
Centralia	Cardboard	64,699 lbs.	\$3,084.22
	Cans (baled)	16,392 lbs.	\$1,775.77
	Paper	7,181 lbs.	\$400.72
	Plastic	8,280 lbs.	\$1,546.55
	Magazines	1,958 lbs.	\$58.74
	Newspapers	4,590 lbs.	\$138.42
Danville	Cardboard	122.9 tons	\$12,984.65
IL. River	Cardboard	270,315 lbs.	\$14,444.76
	Metal Barrels	40,340 lbs.	\$5,242.40
Menard	Cardboard	307.73 tons	\$31,429.67
	Cans (baled)	38.9 tons	\$8,852.56
	Magazines	7.6 tons	\$266.33
	Newspapers	63.69 tons	\$5,312.46
	Glass	118.99 tons	\$2,053.00
	Steel	37.91 tons	\$6,656.70
	Plastic	192,075 lbs.	\$23,680.58
	Aluminum/Steel	1,017 lbs	\$457.65
	Cut Up Barrels	15,777 lbs.	\$1,262.16
	Crates	1,274 lbs	\$166.14
	Cans (individual)	6,144 each	\$614.40
	Pallets	170 each	\$208.30
	Rain Barrels	99 each	\$1,635.00
	Waste Oil	46,124 gal	\$5,765.50
	Vandalia	Cardboard	40,696 lbs.
Cans (baled)		14,364 lbs.	\$1,024.38
Shawnee	Cardboard	70,389 lbs.	\$3,112.89
	Tin cans	3,576 lbs.	\$303.96
	Pallets	911 lbs.	\$912.75
	Paper	2,674 lbs.	\$116.44
	No. 1 plastic	3,242 lbs.	\$611.22
	No. 2 plastic	631 lbs.	\$164.06
<u>TOTAL</u>			<u>\$135,578.71</u>

Production

<u>Centralia</u>	<u>#Produced</u>	<u>Decatur</u>	<u>#Produced</u>
<u>Garment</u>		IDOT Specific Clothing (coats, shirts, etc.)	501 units
Officer Belt	695 each	<u>Dixon</u>	
Coats	1,726 each	<u>Optical</u>	
Boxer Shorts	18,271 dozen	Eyeglasses	400,833 each
<u>Mattress</u>		Parts & Components	4,073 each
Cotton Mattress-FR Ticking	210 each	<u>Dwight</u>	
Cotton Mattress-Vinyl	658 each	<u>Garment</u>	
Foam Mattress	26 each	Lab Coat-White	75 each
Non-Woven Poly Fiber, Vinyl	1,934 each	Tan Twill Shirt-S/S & L/S	658 each
Non-Woven Poly Fiber, Clear-Safe	5,306 each	Brown/Tan Work Pants	40 each
Innerspring Mattress	282 each	White Uniform Shirt-S/S & L/S	1,214 each
Laundry Bags - Duck Material	486 each	Dietary Pants	458 each
Mattress Cover	1,150 each	Inmate Blue Pants	53,046 each
Pillow	4,490 each	Inmate Blue Pants with Stripe	7,308 each
Apron	88 each	Blue Chambray Shirt-S/S	31,284 each
Shower Curtain	281 each	Blue Chambray Shirt-S/S with Yoke	1,280 each
<u>Danville</u>		Duster	722 each
<u>Box Factory</u>		Jumpsuit	5,746 each
Boxes	609,480 each	Men's Pajamas	1,021 each
<u>Silk Screen & Embroidery</u>		Women's Pajamas	1,955 each
Embroidery Items	8,442 each	Terry Cloth Robe	90 each
Silk Screened Items	37,724 each	Hospital Gowns with Snaps	34 each
Sewing/Sportswear	1,704 each	Men's Coats	1,240 each
K/C Apron	2,846 each	Pillowcases	67 dozen
Safety Wear	2,561 each	<u>Helping Paws</u>	
Laundry Bags - Mesh Material	1,100 each	Dogs Trained	18 each
CPR Pouch	1,815 each	Dogs Groomed	423 each
Banners	260 each	<u>East Moline</u>	
Book Binding	167 each	<u>Laundry</u>	
<u>Decatur</u>		Laundry	1,830,570 pounds
<u>Garment/ Safety-Work Wear</u>		<u>Metal Furniture</u>	
Men's Black Pants	55 each	File Cabinet	148 each
Twill Duck Coveralls	10 each	<u>Graham</u>	
DJJ Staff Uniform Pants	343 each	<u>Furniture</u>	
Twill Duck Coat	65 each	Oak Bed (77" or 80" frame)	2 each
Staff Coveralls	20 each	Oak Wardrobe	20 each
DJJ Youth Offender Pant	276 each	Oak Dresser	2 each
DJJ Youth Offender L/S Shirt	276 each	Oak Nightstand-2 drawers	2 each
I/M Blue Twill Jumpsuit	25 each	Hillsboro Dayroom Chair Frame	9 each
I/M Blue Twill Jacket	3,986 each	Hillsboro 2-Seat Settee Frame only	17 each
Safety Stocking Cap (ANSI)	281 each	Hillsboro 3-Seat Settee Frame only	2 each
Standard Brown "Duck" Duffle Bag	10 each	Hillsboro Seat Cushion Frame	56 each
Large Red "Duck" Duffle Bag	5 each	Hillsboro Back Cushion Frame	76 each
Large Red Special Fire-Gear Bag	65 each	Lexington Desk	4 each
SCBA Air Mask Bag	65 each	Lexington Table	1 each
Safety Clothing (coats, t-shirts, sweatjackets, etc.)	1,557 units	Lexington Hinged Door Credenza	3 each

<u>Graham</u>			<u>#Produced</u>			<u>Lincoln</u>			<u>#Produced</u>		
Lexington Bookcase	2	each				Dietary Topper with Zipper	1,139	each			
Lexington Keyboard Tray	1	each				Women's Pants - Lt. Blue, Navy, yellow	5,440	each			
Jamestown Desk	19	each				Women's Pants -Dietary	1,373	each			
Jamestown Credenza	18	each				Burgundy Lined Coat-W/O Hood	322	each			
Jamestown Bookcase	2	each				Burgundy Lined Hoods	176	each			
Jamestown Lateral File	1	each				Twill Coat, Yellow, Lined	607	each			
Jamestown End Table	1	each				Men's Blue Twill Lined Coat	4,674	each			
Jamestown Conference Table	3	each				Men's White Dress-Out Shirt	483	each			
Mission Furniture Line	56	each				Windbreaker	2,858	each			
Custum Furniture	466	each				Polo Shirt S/S & L/S-W/O Pocket	1,089	each			
Engraved State Seal	5	each				Polo Shirt S/S & L/S-W/ Pocket	186	each			
Refinishing	669	each				Men's S/S Blue Chambray Shirts	1,170	each			
Reupholstered	43	each				Tan Lined Coats	360	each			
<u>Hill</u>						<u>Furniture</u>					
<u>Meat Processing</u>						Chairs			1,551 each		
Beef	341,086	pounds				Reupholstered Chairs-Cushion			192 each		
Turkey	1,731,470	pounds				Repairs			72 each		
Veggie Burger	70,640	pounds				<u>Logan</u>					
<u>Milk and Juice Processing</u>						<u>Furniture/Refinishing</u>					
Skim Milk-bulk bag	406	bags				Reupholstered (Chairs & Settee)			635 each		
Skim Milk - 8 oz. carton	425,091	cases				Refinished Items (Desks, tables, bookcases)			8 each		
10% Juice - 8 oz. carton	28,859	cases				Hillsboro Replacement Cushions			239 each		
100% Juice - 4 oz. carton	204,162	cases				<u>Menard</u>					
100% Juice - 6 oz. carton	24,829	cases				<u>Broom, Wax & Soap</u>					
<u>Illinois River</u>						Brooms			1,409 each		
<u>Bakery</u>						Broom Heads			1,676 each		
Bread	153,986	racks				Buffing Pads (Red)			515 each		
Buns	124,346	racks				Polishing Pads (White)			12,350 each		
Bagels	637	racks				Scrubbing Pads (Blue)			1,050 each		
English Muffins	259	racks				Stripping Pads (Black)			4,645 each		
Assorted Muffins	1,884	racks				Burnishing Pads (Natural)			4,990 each		
Rolls	70,218	racks				Buffing Pads (Peach)			225 each		
Bread Crumbs	543	racks				Brushes			1,417 each		
Biscuits	17,259	racks				Danger Flag with Staff			180 each		
Donuts	7,763	racks				PET Empty Spray Bottle			2,268 each		
Pancakes/Waffles	39,942	racks				Squeegee			182 each		
Cookies	33,334	racks				Scrub Pads 5 x 7			71,168 each		
Sweet Goods	28,639	racks				Floor Duster Block			177 each		
Sheet Cakes	2,334	racks				Grime Buster			1,842 gallons		
Pies	3,458	racks				Citral Green			19,782 gallons		
Offender Commissary Items	2,964	racks				Stripper			7,778 gallons		
Spices	2,317	racks				Arc Cleaner			2,261 gallons		
<u>Jacksonville</u>						Sealer			2,996 gallons		
<u>Engraving</u>						Ultra Floor Finish			5,184 gallons		
Plaques	69	each				Ultra Spray Buff			198 gallons		
Name Plates/Signage	163	each				Ecco Floor Restorer			2,497 gallons		
<u>Lincoln</u>						Neutral Floor Cleaner			4,614 gallons		
<u>Garment</u>						Dish Wash Detergent			11,917 gallons		
Women's Pullover	4,690	each				Liquid Laundry Detergent			24,135 gallons		
Women's Pullover-Dietary	2,560	each				"Envirosafe" Multi Cleaner			2,328 gallons		
						"Envirosafe" Floor Finish			120 gallons		

<u>Menard</u>			<u>Shawnee</u>		
Hand Sanitizer-Non Alcohol	2,693	gallons	Sun Shelters	10	each
Hand Sanitizer-Alcohol	8	gallons			
<u>Garments</u>			<u>Sheridan</u>		
Sweatshirt	15,616	each	<u>Garments Cutting</u>		
Hooded Sweatshirt	5,635	each	Garments Cut	185,866	each
Sweatpants	24,140	each			
Red T-Shirt	955	each	<u>Stateville</u>		
Floor Duster Refill	481	each	<u>Furniture</u>		
Laundry Bag, Mesh	11,587	each	Desks	5	each
Gym Shorts	5,803	each	Mobile Filing System	45	each
Knit Cap	19,934	each	Bookcases	21	each
Jail Pants	5,863	each	Tables	25	each
Jail Shirt	302	each	Stacking Chairs	265	each
Tactical Team Jumpsuit	164	each	Office Systems	10	each
Striped Jumpsuit	26	each	<u>Soap</u>		
Loop Mop	656	dozen	Green Bar Deodorant Soap-3.5oz.	194,544	bars
Micro Fiber Mop	30	dozen	White Bar Soap-3.5oz.	130,608	bars
Rope Mop	504	dozen	White Bar Soap-1oz.	389,280	bars
T-Shirts	9,182	dozen	Laundry Builder-50lb.	23,400	pounds
Briefs	2,250	dozen	Laundry Detergent-400lb.	17,200	pounds
Terry Towel	10,179	dozen	Laundry Detergent-50lb.	78,400	pounds
Terry Washcloth	14,355	dozen	Industrial Liquid Cleaner-4gal.	14,584	gallons
Socks	18,385	dozen	Liquid Glass Cleaner-4gal.	11,092	gallons
Terry Bib	412	dozen	Quatshield-4gal.	7,304	gallons
Pillow Case	2,189	dozen	Germiquat-4gal.	5,384	gallons
Sheets	3,439	dozen	Aloe Wash-4gal.	2,376	gallons
<u>Farm</u>			Clean and Fresh Shampoo-4gal.	768	gallons
Pork Produced	181,234	pounds	Clean and Fresh Shampoo-8oz.	6,048	gallons
T/C Products Produced	477,197	pounds	Germiquat-55gal.drum	14,000	gallons
Seasoning for Hill	17,050	pounds	Industrial Liquid Cleaner-55gal.drum	48,400	gallons
Seasoning for Vandalia	17,550	pounds	Gentle Scrub-4gal.	6,192	gallons
			Gentle Scrub-8oz.	19,144	bottles
			Liquid Glass Cleaner-32oz.	1,908	bottles
			Tru Klenz Scouring Powder	62,136	cans
<u>Lincoln</u>			<u>Vandalia</u>		
<u>Central Distribution</u>			<u>Meat Processing</u>		
Items Shipped	476,669	each	Ground Beef Patty	446,915	pounds
			Turkey/Chicken Salami sliced	280,916	pounds
<u>Shawnee</u>			Turkey/Chicken Salami chub	9,060	pounds
<u>Metal Furniture</u>			Ground Turkey Bulk	1,096,470	pounds
Dog Cage	5	each	Turkey/Chicken Bologna sliced	409,961	pounds
Bench	52	each	Turkey/Chicken Bologna chub	25,450	pounds
Tower Stool	28	each	<u>Milk Processing</u>		
Cabinet	60	each	Skim Milk	62,613	5galBag
Trap House Door	38	each	5% Juice	2,178	5galBag
Refurbs	24	each	<u>Vegetable Oil Processing</u>		
Bed	98	each	Vegetable Oil	26,385	5galBag
Grill	33	each			
Table	85	each	<u>Western Illinois</u>		
Z-Bars	25	each	<u>Food Processing</u>		
Trash Cans	10	each	Beef	682,825	pounds
Brackets/Consoles	1,873	each	Chicken	2,041,277	pounds
Fire Lockers	30	each	Fish	489,370	pounds
Miscellaneous	84	each	Turkey	745,847	pounds
Ladders	14	each			

Sales

Fiscal Year 2012

Finished Goods and Services

	Sales	Production Costs	Average Delivery Time		Sales	Production Costs	Average Delivery Time
<u>Bakery</u>				<u>Marketing</u>			
Illinois River	\$ 6,431,708	\$ 3,747,047	See Note 2	Jacksonville Engraving	\$ 2,422	\$ 801	5 Days
<u>Boxes</u>				<u>Mattress</u>			
Danville	560,963	338,736	15 Days	Centralia	526,083	381,227	30-45 Days
<u>Broom, Wax and Soap</u>				<u>Meat/Food Processing</u>			
Menard	701,990	475,670	30 Days	Hill	3,300,358	2,188,348	See Note 2
<u>Canine Programs</u>				<u>Metal Furniture</u>			
Dwight Helping Paws	7,699	15,658	N/A	East Moline	94,346	84,700	30-45 Days
<u>Central Distribution</u>				<u>Milk/Juice Processing</u>			
Lincoln Trucking	2,974,013	2,091	Daily	Hill	6,086,993	4,055,015	See Note 2
Lincoln Warehouse	-	2,258	N/A	Vandalia	1,540,621	1,235,943	See Note 2
<u>Furniture</u>				<u>Optical</u>			
Lincoln	442,843	395,441	30-45 Days	Dixon	11,412,656	2,660,595	7-10 Days
Graham	410,462	441,972	30-45 Days	<u>Modular Furniture Installation</u>			
Stateville	197,642	167,915	30-45 Days	Central Office Services	27,817	-	N/A
<u>Furniture Refinishing/Reupholstering</u>				<u>Silkscreening & Embroidery</u>			
Logan	88,410	71,437	30-45 Days	Danville	177,324	162,917	30-45 Days
<u>Garment</u>				<u>Soap</u>			
Centralia	377,243	256,138	30-45 Days	Stateville	671,638	536,222	30-45 Days
Decatur	125,734	128,022	30-45 Days	<u>Vehicle</u>			
Dwight	931,439	394,138	30-45 Days	Graham	21,953	7,669	N/A
Lincoln	347,440	280,554	30-45 Days	<u>Waste Removal/Recycling</u>			
Sheridan (all intershop sales)	904,511	1,115,029	N/A	Menard	215,355	(71,827)	Daily
<u>Knit</u>							
Menard	1,673,106	1,131,479	30-45 Days				
<u>Laundry</u>							
East Moline	718,184	74,208	1 Day				

Note 1: The Production Costs column includes the costs of materials and inmate labor associated with the sales. In prior years, this column also included supervisory wages and benefits, operating supplies, depreciation and other manufacturing costs.

Note 2: Customers order food and beverage products on a quarterly basis. All deliveries from the food and beverage shops are made within that quarter.

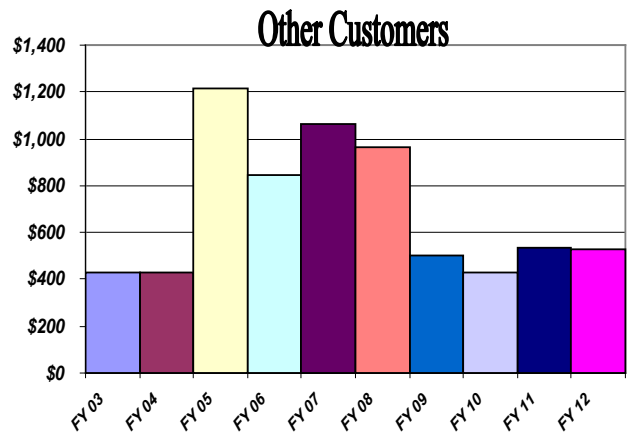
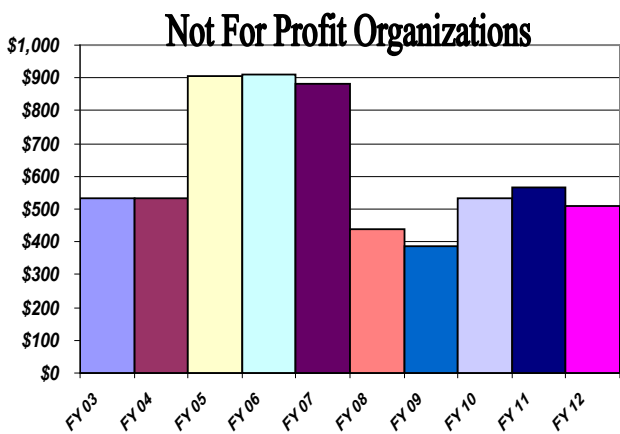
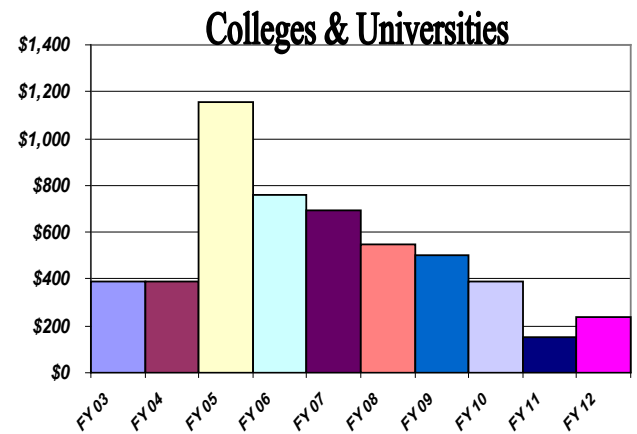
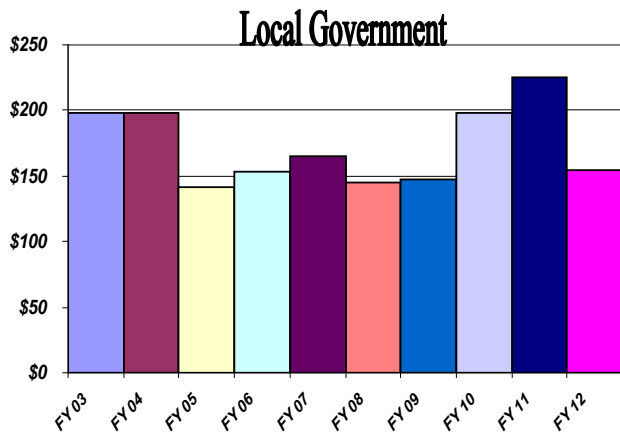
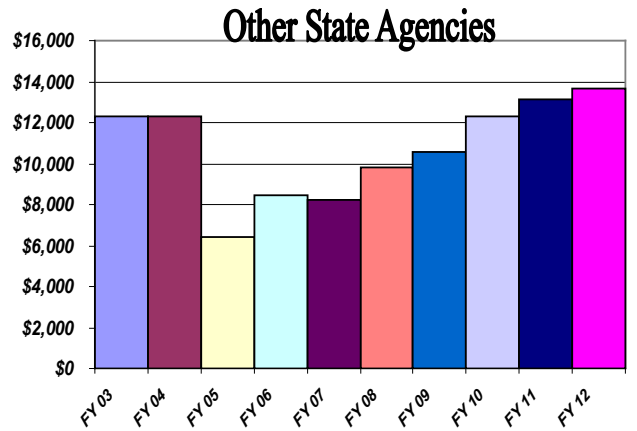
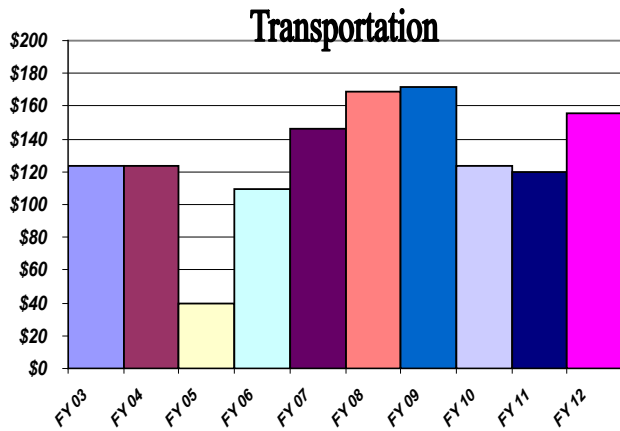
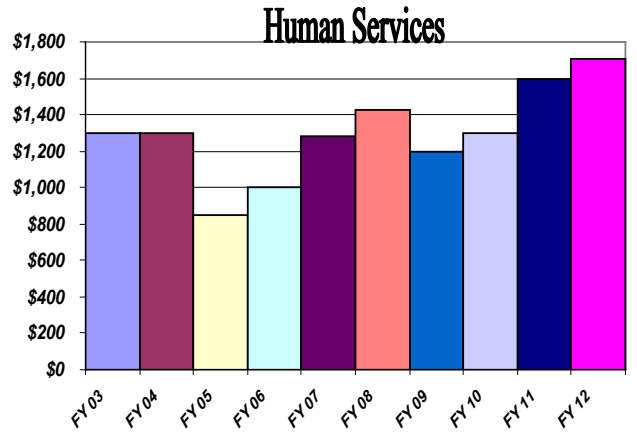
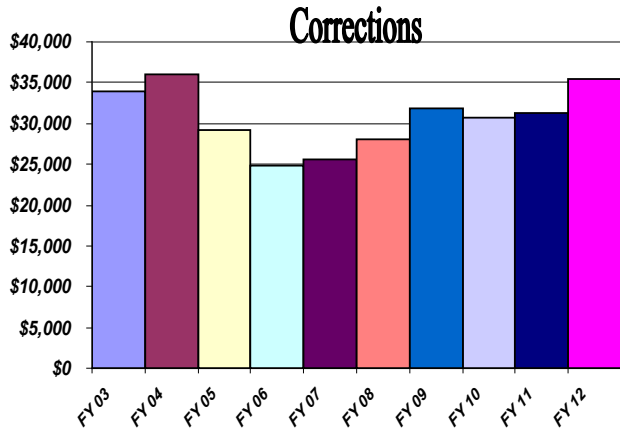
Note 3: N/A= Not applicable - shop does not provide deliveries.

Fiscal Year 2012: Sales and Cash Receipts by Customer Type

	Corrections	Mental Health	Transportation	Other State Agencies	Local Government	Colleges & Universities	Not-for-Profit	Other	Total Sales
Central Office	\$ -	\$ -	\$ -	\$ 27,817	\$ -	\$ -	\$ -	\$ -	\$ 27,817
Centralia	441,700	58,104	-	21,503	1,700	-	2,782	294	526,083
Centralia	353,397	284	-	20,885	-	-	146	2,531	377,243
Danville	349,846	6,026	8,515	195,153	460	-	786	177	560,963
Danville	50,010	-	49,995	20,713	7,393	6,063	27,334	15,816	177,324
Decatur	70,255	126	16,949	9,454	929	-	-	28,021	125,734
Dixon	97	3,154	-	10,995,341	37,418	-	35,198	341,448	11,412,656
Dwight	904,909	2,948	-	22,902	219	-	427	34	931,439
Dwight	7,699	-	-	-	-	-	-	-	7,699
East Moline	52,352	140,785	-	117,494	-	332	406,878	343	718,184
East Moline	7,274	-	3,699	80,850	2,523	-	-	-	94,346
Graham	49,209	25,489	3,343	155,348	11,540	142,604	2,170	20,759	410,462
Graham	-	-	-	21,953	-	-	-	-	21,953
Hill	3,099,985	111,162	-	89,211	-	-	-	-	3,300,358
Hill	5,370,437	363,775	-	352,714	-	-	67	-	6,086,993
Illinois River	5,539,806	527,062	-	270,853	-	1,192	4,535	88,260	6,431,708
Jacksonville	1,506	-	-	428	-	195	-	293	2,422
Lincoln	28,735	17,796	57,168	309,491	22,751	2,125	1,548	3,229	442,843
Lincoln	2,726,648	35,156	7,236	181,987	7,168	12,471	2,627	720	2,974,013
Lincoln	320,487	1,007	-	25,864	82	-	-	-	347,440
Logan	7,965	27,046	2,500	9,228	-	31,144	10,477	50	88,410
Menard	582,344	46,410	4,116	60,821	3,380	2,984	1,348	587	701,990
Menard	1,375,620	105,726	591	186,452	4,349	-	252	116	1,673,106
Menard	1,258,033	23,510	-	25,406	-	-	-	1,766	1,308,715
Menard	189,593	12,469	450	5,540	400	-	450	6,453	215,355
Shawnee	25,314	5,650	700	71,773	47,188	-	6,888	16,112	173,625
Sheridan	904,511	-	-	-	-	-	-	-	904,511
Stateville	3,261	4,500	-	143,533	5,108	40,216	1,024	-	197,642
Stateville	517,122	108,448	678	42,272	2,235	371	486	26	671,638
Vandalia	1,497,136	5,535	-	33,124	-	-	4,826	-	1,540,621
Vandalia	3,683,181	17,063	-	47,833	-	-	-	-	3,748,077
Western	5,946,769	56,938	-	143,316	-	-	-	-	6,147,023
Totals	\$ 35,365,201	\$ 1,706,169	\$ 155,940	\$ 13,689,259	\$ 154,843	\$ 239,697	\$ 510,249	\$ 527,035	\$ 52,348,393
Cash Receipts by Customer Type	\$ 41,945,663	\$ 1,581,823	\$ 127,978	\$ 14,122,846	\$ 141,889	\$ 159,549	\$ 483,490	\$ 1,235,480	\$ 59,798,718

Sales by Customer Type

(in thousands)



*This section illustrates a 10-year history of the total purchasing patterns of ICI customers. Each graph represents a specific customer type.

**STATE OF ILLINOIS
DEPARTMENT OF CORRECTIONS -- CORRECTIONAL INDUSTRIES
WORKING CAPITAL REVOLVING FUND
BALANCE SHEET
June 30, 2012
(expressed in thousands)**

ASSETS

CURRENT ASSETS	
Cash	\$ 4,495
Receivables:	
Due from local government	51
Others	793
Due from other funds	9,051
Due from component units	147
Inventories	6,797
Prepaid expenses	43
Total current assets	<u>21,377</u>
CAPITAL ASSETS— net	<u>2,188</u>
TOTAL ASSETS	<u><u>\$ 23,565</u></u>

LIABILITIES AND NET ASSETS

CURRENT LIABILITIES	
Accounts payable and accrued expenses	2,496
Due to federal government	37
Due to local government	1
Due to other funds	1,754
Due to component units	1
Lease payables	9
Compensated absences	290
Total current liabilities	<u>4,588</u>
NONCURRENT LIABILITIES	
Lease payable	41
Compensated absences	873
Total noncurrent liabilities	<u>914</u>
Total liabilities	<u>5,502</u>
NET ASSETS	
Invested in capital assets, net of related debt	2,138
Unrestricted	<u>15,925</u>
Total net assets	<u>18,063</u>
TOTAL LIABILITIES AND NET ASSETS	<u><u>\$ 23,565</u></u>

STATE OF ILLINOIS
DEPARTMENT OF CORRECTIONS -- CORRECTIONAL INDUSTRIES
WORKING CAPITAL REVOLVING FUND
STATEMENT OF OPERATIONS
For the Year Ended June 30, 2012
(expressed in thousands)

OPERATING REVENUES	
Charges for sales and services	\$ 50,757
Total operating revenues	<u>50,757</u>
OPERATING EXPENSES	
Cost of sales and services	26,460
Selling, general and administrative expenses	22,783
Depreciation	<u>623</u>
Total operating expenses	<u>49,866</u>
OPERATING INCOME	<u>891</u>
NONOPERATING REVENUES	
Other revenues	<u>603</u>
Total nonoperating revenues	<u>603</u>
NONOPERATING EXPENSES	
Interest expense	<u>8</u>
Total nonoperating expenses	<u>8</u>
INCREASE IN NET ASSETS	1,486
NET ASSETS, BEGINNING OF YEAR	<u>16,577</u>
NET ASSETS, END OF YEAR	<u><u>\$ 18,063</u></u>

Average Length Between Delivery and Receipt of Payment is 80 days.

STATE OF ILLINOIS
DEPARTMENT OF CORRECTIONS -- CORRECTIONAL INDUSTRIES
WORKING CAPITAL REVOLVING FUND
STATEMENT OF CASH FLOWS
For the Year Ended June 30, 2012
(expressed in thousands)

CASH FLOWS FROM OPERATING ACTIVITIES	
Cash received from sales and services	\$ 1,519
Cash received from transactions with other funds	57,682
Payments to suppliers for goods and services	(47,070)
Payments to employees for services	(10,105)
Cash receipts from other operating activities	<u>598</u>
Net cash provided (used) by operating activities	<u>2,624</u>
 CASH FLOWS FROM CAPITAL AND RELATED FINANCING ACTIVITIES	
Acquisition of capital assets	(918)
Payments on capital debt	(15)
Proceeds from the sale of equipment	<u>7</u>
Net cash provided (used) for capital and related financing activities	<u>(926)</u>
 NET INCREASE IN CASH	 1,698
CASH, BEGINNING OF YEAR	<u>2,797</u>
 CASH, END OF YEAR	 <u><u>\$ 4,495</u></u>
 RECONCILIATION OF OPERATING INCOME TO NET CASH PROVIDED BY OPERATING ACTIVITIES	
Operating income	<u>\$ 891</u>
Adjustments to reconcile operating income to net cash provided	
by operating activities:	
Depreciation	623
Cash receipts from other nonoperating income	598
Changes in assets and liabilities:	
Accounts receivable	157
Due from local governments	(4)
Due from other funds	8,190
Due from component units	(125)
Inventories	450
Prepaid expenses	(33)
Accounts payable and accrued expenses	(8,000)
Due to federal government	12
Due to other funds	224
Due to component units	(2)
Compensated absences	<u>(357)</u>
Total adjustments	1,733
 NET CASH PROVIDED BY OPERATING ACTIVITIES	 <u><u>\$ 2,624</u></u>

STATE OF ILLINOIS
DEPARTMENT OF CORRECTIONS -- CORRECTIONAL INDUSTRIES
WORKING CAPITAL REVOLVING FUND
STATEMENT OF OPERATIONS WITH ELIMINATIONS
For the Year Ended June 30, 2012
(expressed in thousands)

	Total	Intershop Eliminations	Adjusted
OPERATING REVENUES			
Charges for sales and services	\$ 52,348	\$ 1,591	\$ 50,757
Total operating revenues	<u>52,348</u>	<u>1,591</u>	<u>50,757</u>
OPERATING EXPENSES			
Cost of sales and services	28,051	1,591	26,460
Selling, general and administrative expenses	22,783	-	22,783
Depreciation	623	-	623
Total operating expenses	<u>51,457</u>	<u>1,591</u>	<u>49,866</u>
OPERATING INCOME	<u>891</u>	<u>-</u>	<u>891</u>
NONOPERATING REVENUES			
Other revenues	603	-	603
Total nonoperating revenues	<u>603</u>	<u>-</u>	<u>603</u>
NONOPERATING EXPENSES			
Interest expense	8	-	8
Total nonoperating expenses	<u>8</u>	<u>-</u>	<u>8</u>
INCREASE IN NET ASSETS	1,486	-	1,486
NET ASSETS, BEGINNING OF YEAR	<u>16,577</u>	<u>-</u>	<u>16,577</u>
NET ASSETS, END OF YEAR	<u>\$ 18,063</u>	<u>\$ -</u>	<u>\$ 18,063</u>

Illinois Correctional Industries Management Staff

Pat Quinn
Governor
State of Illinois

S.A. Godinez
Director
Illinois Department of Corrections

Gladys C. Taylor
Assistant Director
Illinois Department of Corrections

Tim Gleason
Chief Executive Officer
Illinois Correctional Industries

Rich Mautino
Assistant Chief Executive Officer
Illinois Correctional Industries

Gary Mendenhall
Food & Beverage Manager
Illinois Correctional Industries

Mike McFadden
Garment Manager
Illinois Correctional Industries

Caroline Petefish
Service Manager
Illinois Correctional Industries

Myong-Ae Kim
Acting Chief Fiscal Officer
Illinois Correctional Industries

Neil Rossi
Senior Marketing Manager
Illinois Correctional Industries

Vacant
Manufacturing Manager
Illinois Correctional Industries



Visit our catalog @ <http://www.icicatalog.illinois.gov>
or call our sales center at
(217) 243-2542
1(800) 634-0213